




Johnson & Phillips (Pakistan) Ltd.

Johnson & Phillips (Pakistan) Limited

September 30,
2021

01st Quarterly Account
(Un-Audited)



CONTENTS

Company Information	1
Director's Review (English)	2
Director's Review (Urdu)	3
Condensed Interim Statement of Financial Position	4
Condensed Interim Statement of Profit or Loss	5
Condensed Interim Statement of Cash Flow	6
Condensed Interim Statement of Changes in Equity	7
Notes to the Condensed Interim Financial Statements	8

COMPANY INFORMATION

Board of Directors

Mrs. Zainab Anis Mianoor	Chairman
Mr. Anis Mianoor	Director/CEO
Mr. Umair Mianoor	Director
Mr. Amin Khanani	Director
Mr. Usman Mianoor	Director
Mr. Hanif Chamdia	Director
Mrs. Uroosa Mianoor	Director

Board of Audit Committee

Mr. Amin Khanani	Chairman
Mr. Umair Mianoor	Member
Mrs. Uroosa Mianoor	Member

Board of HR Committee

Mr. Hanif Chamdia	Chairman
Mr. Usman Mianoor	Member
Mrs. Zainab Anis Mianoor	Member

Chief Financial Officer (CFO)

Mr. Syed Muhammad Shahid

Company Secretary

Mr. Muhammad Hanif Hussain

Internal Auditor

Mr. Tariq Ilyas

Legal Advisor

Mr. Muhammad Yousuf (Advocate)

Auditors

M/s. Reanda Haroon Zakaria & Company
Chartered Accountants
Room No. M1-M4, MEZZANINE Floor, Prograsive Plaza,
Plot No. 5-C1-10, Civil Lines Quarter, Beaumont Road,
Near Dawood Centre, Karachi-75530, Pakistan.

Share Registrar

C & K Management Associates(Pvt) Ltd.
404, Trade Tower, Abdullah Haroon Road,
Near Metropole Hotel, Karachi - 75530

Bankers

Silk Bank Ltd.
Soneri Bank Ltd.
Habib Bank Ltd.

Registered Office

C-10, South Avenue, SITE, Karachi - 75700
Tel: 092-21-32560030-7, Fax: 092-21-32564603
Website: www.johnsonphillips.pk
E-mail: Johnsonphillips@cyber.net.pk

DIRECTORS' REVIEW

The Board of Directors would like to present the condensed un-audited Financial Statement of the Company for the quarter ended September 30, 2021.

BUSINESS PERFORMANCE HIGHLIGHTS

The sales and services-net for the three months period ended s September 30, 2021 was Rs. Nil as compared to Rs. Nil for the corresponding period of last year. The cost of sale and services for the period was Rs. 0.981 million as compared to Rs.1.069 million. The Gross loss of the Company was Rs. 0.981 million against a loss of Rs.1.069 million in the corresponding period of last year. The Company's Distribution cost, Administrative expenses, Finance and other charges during the three months period ended September 30, 2021 was Rs. 1.477 million as against Rs. 1.148 million in the corresponding period of previous year a loss after tax of Rs. 2.344 million was reported for the three months ended September 30, 2021 compared to a loss after tax of Rs. 2.217 million in the corresponding period.

The Company is in the process of re-organizing its activities.

FINANCIAL PERFORMANCE AT A GLANCE

The comparative financial highlights of your Company for the three months period ended September 30, 2021.

	2021	2020
	... Rupees in thousand ...	
(Loss) for the period before taxation	(2,344)	(2,217)
Out of which the Directors have accounted for taxation – current	---	...
Accumulated (Losses) brought forward	(475,072)	(464,036)
Accumulated losses brought forward to Balance Sheet	(464,896)	(466,253)
Earnings per share – basic and diluted – Rupees	(0.43)	(0.41)

ACKNOWLEDGEMENT

We would like to express our sincere appreciation to the company's valued clients, business partners and other stakeholders. We would also like to thanks the Securities and Exchange Commission of Pakistan, the Pakistan Stock Exchange and the Central Depository Company of Pakistan for their continued guidance and professional support.

FOR AND BEHALF OF THE BOARD


CHIEF EXECUTIVE OFFICER


CHAIRMAN

ڈائریکٹر کا جائزہ

بورڈ آف ڈائریکٹرز پہلے سہ ماہی عرصہ بہ اختتام ستمبر 2021,30 تک کمپنی کے خلاصہ، ان آڈٹ مالی تفصیلات پیش کرنا چاہیں گے۔

کاروباری کارکردگی کی مشہد سرخیاں

فروخت اور سروس نیت تین ماہ کے عرصہ بہ اختتام ستمبر 2021,30 تک صفر ملین تھے، بمقابلہ گزشتہ سال کے متعلقہ عرصہ تک صفر ملین کے۔ مذکورہ عرصہ کے فروخت اور سروس نیت کے اخراجات Rs.0.981 million تھے بمقابلہ Rs.1.069 million۔ کمپنی کا مجموعی نقصان Rs.0.981 million تھا، بمقابلہ Rs.1.069 million گزشتہ سال کے متعلقہ عرصہ تک۔ کمپنی کی تقسیمی اخراجات، انتظامی اخراجات، مالیات اور دیگر اخراجات تین ماہ کے عرصہ بہ اختتام ستمبر 2021,30 تک Rs.1.477 million تھے، بمقابلہ Rs.1.148 million گزشتہ سال کے متعلقہ عرصہ تک۔ ٹیکس کے بعد نقصان Rs.2.344 million تین ماہ کے عرصہ بہ اختتام ستمبر 2021,30 تک، بمقابلہ نقصان بعد از ٹیکس Rs.2.217 million متعلقہ عرصہ کے۔

کمپنی اپنی سرگرمیوں کی تنظیم نو کے لئے کوشاں ہے۔

مالی کارکردگی ایک نظر میں

کمپنی کے موازنہ کارکردگی کا خلاصہ تین ماہ کے عرصہ بہ اختتام ستمبر 2021,30 اور ستمبر 2021,30 درج ذیل ہے۔

2021

2020

Rupees in Thousand

(2,344)

(2,217)

-

-

(475,072)

(464,026)

(476,902)

(466,253)

0.43

0.41

(نقصان) عرصہ ہڈ ٹیکس سے پہلے

جس میں سے ڈائریکٹرز ٹیکس کے لئے اکاؤنٹ ہوئے۔ کرنٹ


مجموعی نقصان

مجموعی نقصان بیلنس شیٹ پر آیا گیا

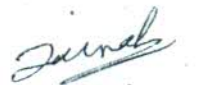
منافع فی شیئر۔ بنیادی اور ڈائریکٹرز۔ روپے

اعتراف

بورڈ آف ڈائریکٹرز اپنی کمپنی کے معزز گاہک، کاروباری شراکت داروں اور دیگر اسٹیک ہولڈرز کی تہہ دل سے تعریف کا اظہار کرنا چاہتے۔ بورڈ سیکورٹی اور ایکیٹیویشن آف پاکستان، پاکستان اسٹاک ایکسچینج اور سینٹرل ڈیپوزیٹری کمپنی آف پاکستان کی رہنمائی اور پیشہ ورانہ حمایت کے لئے شکر گزار ہیں۔


محمد انیس میاں نور
سی ای او

بورڈ کی طرف سے لے


زینب انیس میاں نور
چیرمین



JOHNSON & PHILLIPS (PAKISTAN) LIMITED
 CONDENSED INTERIM STATEMENT OF FINANCIAL POSITION - UN AUDITED
 AS AT SEPTEMBER 30, 2021

	Note	Un-audited September 30 2021	Audited June 30 2021
(Rupees in thousand)			
ASSETS			
Non-Current assets			
Property, plant and equipment	6	499,167	500,223
Intangible assets		-	-
Long term deposits		320	317
		499,487	500,540
Current assets			
Stock-in-trade		-	-
Trade debts		-	-
Loans, advances and prepayments	7	-	-
Deposits		425	400
Tax refunds due from government		7,402	7,327
Cash and bank balances		4,570	6,197
		12,397	13,924
Non-current assets classified as held for sale		-	-
		511,884	514,464
EQUITY AND LIABILITIES			
SHARE CAPITAL AND RESERVES			
Authorized capital		80,000	80,000
8,000,000 (June 30, 2018: 8,000,000) ordinary shares of Rs. 10 each		80,000	80,000
Issued, subscribed and paid-up capital		54,500	54,500
5,449,972 (June 30, 2018: 5,449,972) ordinary shares of Rs. 10 each		54,500	54,500
Share premium reserve		29,727	29,727
General reserve		23,073	23,073
Surplus on revaluation of property, plant and		465,025	465,521
Accumulated loss		(476,920)	(475,072)
		95,405	97,749
NON-CURRENT LIABILITIES			
Long term borrowings	9	-	-
Deferred liabilities		6,162	6,365
		6,162	6,365
CURRENT LIABILITIES			
Current maturity of long term loans	10	31,831	31,831
Trade and other payables		55,796	55,933
Short term borrowings		258,685	258,581
Accrued markup		59,736	59,737
Unpaid dividend		4,268	4,268
		410,316	410,350
Contingencies and Commitments	11	-	-
		511,884	514,464

The annexed notes from 1 to 14 form an integral part of this condensed interim financial information


 Muhammad Anis Mianoor
 Chief Executive


 Usman Mianoor
 Director



 Syed Muhammad Shahid
 Chief Financial Officer

JOHNSON & PHILLIPS (PAKISTAN) LIMITED

CONDENSED INTERIM PROFIT OR LOSS ACCOUNT - UN-AUDITED
FOR THE THREE MONTHS PERIOD ENDED SEPTEMBER 30, 2021

	Three months period ended	
	September 30 2021	September 2020
	---Rupees in thousand---	
Revenue from sales and services-net	-	-
Cost of sales and services	(981)	(1,069)
Gross Profit / (Loss)	(981)	(1,069)
Operating expenses		
Distribution cost	-	-
Administrative expenses	(1,474)	(1,148)
Other income	114	-
	(1,360)	(1,148)
	(2,341)	(2,217)
Finance cost	(3)	-
Other charges	-	-
Loss before taxation	(2,344)	(2,217)
Taxation	-	-
Loss after taxation	(2,344)	(2,217)
Loss per share-basic and diluted	(0.43)	(0.41)

The annexed notes from 1 to 14 form an integral part of this condensed interim financial information


Muhammad Anis Mianoor
Chief Executive


Usman Mianoor
Director



Syed Muhammad Shahid
Chief Financial Officer


JOHNSON & PHILLIPS (PAKISTAN) LIMITED


CONDENSED INTERIM STATEMENT OF CASH FLOW UN-AUDITED
FOR THE THREE MONTHS PERIOD ENDED SEPTEMBER 30, 2021

Note	September 30	September 30
	2021	2020
	Rupees in thousand	
CASH FLOWS FROM OPERATING ACTIVITIES		
Loss before taxation	(2,344)	(2,217)
Adjustments for:		
Depreciation	1,096	1,183
Provision for staff gratuity	-	-
Finance cost	-	-
	1,096	1,183
Operating loss before working capital changes	(1,248)	(1,034)
Decrease / (increase) in current assets		
Stock-in-trade	-	-
Trade debts	-	-
Loans and advances	(3)	-
Deposits	(25)	-
	(28)	-
Decrease in current liabilities		
Trade and other payables	(137)	(247)
	(1,413)	(1,281)
Income tax (paid) / refunded	(278)	(280)
Gratuity paid	-	-
Finance cost paid	-	-
	(278)	(280)
Net cash used in operating activities	(1,691)	(1,560)
CASH FLOWS FROM INVESTING ACTIVITIES		
Fixed capital expenditure incurred	(40)	-
Net cash used in investing activities	(40)	-
CASH FLOWS FROM FINANCING ACTIVITIES		
Short term borrowings	104	-
Net cash from financing activities	104	-
Net decrease in cash and cash equivalents	(1,627)	(1,560)
Cash and cash equivalents at beginning of the period	6,197	1,787
Cash and cash equivalents at end of the period	4,570	227

The annexed notes from 1 to 14 form an integral part of this condensed interim financial information


Muhammad Anis Mianoor
Chief Executive


Usman Mianoor
Director



Syed Muhammad Shahid
Chief Financial Officer


JOHNSON & PHILLIPS (PAKISTAN) LIMITED
CONDENSED INTERIM STATEMENT OF CHANGES IN EQUITY - UN-AUDITED
FOR THE THREE MONTHS PERIOD ENDED SEPTEMBER 30, 2021

	Capital Reserve		Revenue Reserve			Total
	Issued, subscribed and paid-up capital	Capital Share Premium	surplus on Revaluation	General	Accumulated loss	
-----Rupees in thousand-----						
Balance as at July 01, 2020	54,500	29,727	467,504	23,073	(464,036)	110,768
Total comprehensive loss for the period						
Loss after taxation for the quarter ended September 30, 2020	-	-	-	-	(2,217)	(2,217)
Transfer from surplus on revaluation of property, plant and equipment - net of deferred tax	-	-	(2,921)	-	-	(2,921)
Balance as at September 30, 2020	<u>54,500</u>	<u>29,727</u>	<u>464,583</u>	<u>23,073</u>	<u>(466,253)</u>	<u>105,630</u>
Balance as at July 01, 2021	54,500	29,727	465,521	23,073	(475,072)	97,749
Total comprehensive loss for the period						
Loss after taxation for the quarter ended September 30, 2021	-	-	-	-	(2,344)	(2,344)
Transfer from surplus on revaluation of property, plant and equipment - net of deferred tax	-	-	(496)	-	496	0
Balance as at September 30, 2021	<u>54,500</u>	<u>29,727</u>	<u>465,025</u>	<u>23,073</u>	<u>(476,920)</u>	<u>95,405</u>

The annexed notes from 1 to 14 form an integral part of this condensed interim financial information


 Muhammad Anis Mianoor
 Chief Executive


 Usman Mianoor
 Director


 Syed Muhammad Shahid
 Chief Financial Officer

JOHNSON & PHILLIPS (PAKISTAN) LIMITED

NOTES TO THE CONDENSED INTERIM FINANCIAL STATEMENTS (UN-AUDITED)

FOR THE THREE MONTHS PERIOD ENDED SEPTEMBER 30, 2021

1 STATUS AND NATURE OF BUSINESS

Johnson & Phillips (Pakistan) Limited ("the Company") was incorporated in Pakistan as a public limited company on April 15, 1961 under the Companies Act, 1913 (now the Companies Act, 2017). Its shares are quoted on Pakistan Stock Exchange Limited - PSX. However, trading in the shares held by the sponsors of the Company is suspended and the Company has been placed on the Defaulters' Segment by the PSX w.e.f/ November 15, 2019 due to the non-compliance of certain provisions of the PSX Rule Book.

The Company is principally engaged in manufacturing, installation and selling of electrical equipment. The registered office of the Company and its manufacturing facilities are situated at C-10, South Avenue, SITE, Karachi

2 GOING CONCERN

The Company has incurred gross loss of Rs. 1.069 million during the 1st Quarter ended September 30, 2021 (gross loss September 30, 2020: Rs. 3.025 million) and loss after taxation amounting to Rs. 2.634 million (September 30, 2020: Rs. 12.555 million) which has further increased accumulated losses to Rs. 466.670 million (June 30, 2020: Rs. 464.036 million) and has resulted in positive equity of Rs. 105.213 million (June 30, 2020: Rs. 110.768 million).

The management of the Company is confident that the above factors shall enable the Company to continue as going concern in foreseeable future; hence, these financial statements have been prepared on going concern assumption.

3 BASIS OF PREPARATION**3.1 Statement of Compliance**

This condensed interim financial information for the three months period ended 30 September 2021 has been prepared in accordance with the requirements of the International Accounting Standard - 34 "Interim Financial Reporting" and provisions of and directives issued under the Companies Act, 2017. In case where requirements differ, the provisions of or directives issued under the Companies Act, 2017 have been followed.

This condensed interim financial information is un-audited and is being submitted to the shareholders as required by listing regulations of Pakistan Stock Exchange Limited and under Section 237 of the Companies Act, 2017.

This condensed interim financial information does not include all of the information required for full Annual Financial statements and should be read in conjunction with the Audited Annual Financial statements as at and for the year ended 30 June 2021.

3.2 Basis of measurement

This condensed interim financial information has been prepared under the historical cost convention except leasehold land, building and plant and machinery which are stated at revalued amount and the Company's liability under its defined benefit plan (gratuity) which is determined on the present value of the defined benefit obligations determined by an independent actuary.

3.3 Functional and presentation currency

This condensed interim financial information is presented in Pakistani Rupees which is also the Company's functional currency.

4 SIGNIFICANT ACCOUNTING POLICIES

The accounting policies and methods of computation adopted in the preparation of this condensed interim financial information are the same as those applied in the preparation of Audited Annual Financial statements of the Company as at and for the year ended 30 June 2021. Amendments to certain existing standards and interpretations on approved accounting standards effective during the period were not relevant to the Company's operations and did not have any impact on the accounting policies of the Company.

5 ACCOUNTING ESTIMATES, JUDGEMENTS AND FINANCIAL RISK MANAGEMENT

The preparation of condensed interim financial information requires the management to make judgments, estimates and assumptions that affect the application of accounting policies and the reported amounts of assets and liabilities, income and expenses. Actual results may differ from these estimates.

The significant judgments made by management in applying the Company's accounting policies and the key sources of estimating the uncertainty were the same as those that applied to the Audited Annual Financial statements as at and for the year ended 30 June 2021.

The financial risk management objectives and policies adopted by the Company are consistent with those disclosed in the Audited Annual Financial statements as at and for the year ended 30 June 2021.

Un-audited September 30 2021	Audited June 30 2021
<u>Rupees in thousand</u>	

6 PROPERTY, PLANT AND EQUIPMENT**Owned**

Opening written down value	472,535	476,917
Depreciation	(1,096)	(4,382)
	<u>27,728</u>	<u>27,688</u>
Closing written down value	<u>499,167</u>	<u>500,223</u>

7 LOANS, ADVANCES AND PREPAYMENTS**Loan to subsidiary companies - unsecured****Considered doubtful**

Johnson & Phillips Industries (Pakistan) Limited (JPI)	24,835	24,835
Johnson & Phillips Transformer (Private) Limited (JPT)	20,864	20,864
Johnson & Phillips EMO Pakista (Private) Limited (EMO)	3,012	3,012
	<u>48,711</u>	<u>48,711</u>
Less Provision against doubtful loans	<u>(48,711)</u>	<u>(48,711)</u>

Advances - Unsecured, Considered good

Short Term Deposits	425	400
To employees	-	-
Against purchase of land	-	-
Others	-	-
	<u>425</u>	<u>400</u>
Less: Provision for doubtful advances	-	-
	-	400
Prepayments	-	68
	<u>425</u>	<u>468</u>

8 SURPLUS ON REVALUATION OF FIXED ASSETS

Opening balance	465,521	467,504
Transferred to accumulated loss in respect of incremental depreciation on revalued assets for the period/year	(496)	(1,983)
	<u>465,025</u>	<u>465,521</u>

9 LONG TERM BORROWINGS*-Unsecured and interest bearing**From related party*

Close family member of former director	8,408	8,408
Former director	20,377	20,377
Associated company	3,046	3,046
	<u>31,831</u>	<u>31,831</u>
Less: Current portion of long term loans	<u>(31,831)</u>	<u>(31,831)</u>
	<u>-</u>	<u>-</u>

10 TRADE AND OTHER PAYABLES

Creditors	35,779	35,972
Advances from customers	8,638	8,638
Accrued liabilities	8,351	8,303
Payable to ex-employees	802	802
Provident fund	725	725
Unclaimed gratuity payable	745	745
Tax deducted at source:	506	499
Sales Tax Payable	-	-
Others	249	249
	<u>55,796</u>	<u>55,933</u>

SHORT TERM BORROWING*- Unsecured and interest free*

Director	-	-
New Sponsor Director	249,838	249,733
Former Directors	8,847	8,848
	<u>-</u>	<u>-</u>
	<u>258,685</u>	<u>258,581</u>

11 CONTINGENCIES AND COMMITMENTS**Contingencies****11.1 Guarantees**

The banks have issued guarantees, on behalf of the Company as detailed below:

Guarantees against performance bond

- -

Labour

- 11.2 Some legal cases are pending against the Company filed by ex-workers to re-instate them on their jobs. No definite outcome of the cases can be anticipated, however, in the opinion of legal advisors, the Company has good case in its favour.

Others

- 11.3 Pursuant to a recovery suit filed by the National Bank of Pakistan against Johnson & Phillips Transformers (Pvt.) Limited (Defendant No.1) and Johnson & Phillips (Pakistan) Limited (Defendant No.2), the Banking Court No. III, Lahore passed a compromise decree. The Bank agreed that prior to executing the Decree against the Defendant No.2 as guarantor, the Bank will execute against all assets of the Defendant No. 1. The entire amount of loan has been settled by the subsidiary company, however, the bank has not yet issued No Obligation Certificate (NOC) to the subsidiary company. Further, after the year end the court has confirmed the sale of property in favour of Mr. Sarwer Sukhera and further proceedings in this connection are pending with the executing court.
- 11.4 The Company had filed a suit for the recovery of insurance claim of Rs 3.735 million (2019: Rs 3.735 million) in Honorable High Court of Sindh at Karachi against the EFU General Insurance Limited and M/s Hanilay & Co. (Private) Limited. However, the Honorable High Court of Sindh dismissed the suit for want of jurisdiction. The Company has filed appeal against the impugned judgment which is currently at the stage of regular hearing.

12 TRANSACTIONS WITH RELATED PARTIES


	Un-audited September 30 2021	Audited June 30, 2021
	Rupees in thousand	
12.1 Key Management Personal of the Company		
<i>Anis Mianoor - New Sponsor (79.82% shareholding)</i>		
Loan obtained	105	5,849
<i>Umair Mianoor - New Sponsor (0.01% shareholding)</i>		
Loan obtained	-	3,250
<i>Usman Mianoor - New Sponsor (0.02% shareholding)</i>		
Loan obtained		7,250
Associated Undertaking - common directorship		
<i>Gulf Tex Machine FZCO</i>		
Acquisition of machinery (including exchange loss)	-	30,713


13 DATE OF AUTHORIZATION


This condensed interim financial information was authorized for issue on November 04, 2021 by the Board of Directors of the Company.

14 GENERAL

Figures have been rounded off to the nearest thousand rupees


Muhammad Anis Mianoor
Chief Executive


Usman Mianoor
Director


Syed Muhammad Shahid
Chief Financial Officer